

# First Aid Knowledge of Car Drivers (Survey conducted in 14 European Countries)

- Summary of Results -



Cooperation  
Automobile Club Association & Red Cross



European Reference Centre  
for First Aid Education

 International Federation  
of Red Cross and Red Crescent Societies



**croix-rouge française**  
Humanisons la vie



## Overall European Results (with highest/lowest country score)

Europe:

Question 1: When did you last attend a first aid course?

**32.1%: Never**

**36.0%: Up to 5 years ago**

**9.5%: Up to 10 years ago**

**22.4%: More than 10 years ago**

Country comparison:

**Never attend a first aid course:**

Portugal (74.0%)

Italy (61.5%)

Spain (51.0%)

Belgium (49.5%)

France (29.2%)

Finland (26.9%)

} 1:1 correspondence with those countries where obtaining the national driving licence does not require passing a first aid course

Highest (↑)/ lowest (↓) country score:

Up to 5 years ago:

↑ Denmark (63.5%), Germany (47.0%)

↓ Portugal (16.0%), Belgium (20.5%)

Up to 10 years ago:

↑ Austria (23.5%), Slovenia (22.5%)

↓ Portugal (2.5%), Italy (6.0%)

More than 10 years:

↑ Croatia (50.0%), Switzerland (45.0%)

↓ Portugal (7.5%), Italy (9.5%)



Question 4: You are the first to arrive at the scene of an accident in which someone was injured. What do you do?

**82.2% do not know which steps to take being first to arrive at the accident scene (emergency response chain). A low 18% provided all of the 4 answers below.**

**35.4%: Keep my own safety in mind**

**46.2%: Secure the accident scene**

**68.9%: Make an emergency call**

**45.3%: Provide first aid**

=> Multiple responses were possible.

By age group:

All answers:	18 - 25	26 - 59	60+
	20,4%	17,9%	15,6%

	18 - 25	26 - 59	60+
<b>Keep my own safety in mind</b>	33,8%	34,4%	29,4%
<b>Secure the accident scene</b>	53,8%	51,2%	46,0%
<b>Make an emergency call</b>	77,7%	70,4%	72,6%
<b>Provide first aid</b>	58,1%	49,1%	48,9%

=> Knowledge decreased with increasing age

Country comparison:

Own safety...:                   ↑ Germany (52.5%), Croatia (45.0%), Slovenia (44.5%)  
    ↓ Czech Rep. (16.5%), Austria (18.5%), Belgium (22.0%)

Secure the accident scene:   ↑ Germany (72.5%), Austria (70.0%), Finland (65.5%)  
    ↓ Italy (14.5%), Spain (20.5%), Belgium (32.5%)

Emergency call:                 ↑ Kroatien (95%), Belgien (90%), Österreich (88,5%)  
    ↓ Spanien (42,5%), Italien (54%), Serbien (55,5%)

Provide first aid:               ↑ Austria (84.5%), Germany (74.5%), Croatia (73.0%)  
    ↓ Italy (17.0%), Spain (22.0%), France (39.0%)

All answers:                     ↑ Germany (32.5%), Croatia (27.0%), Portugal (26.5%)  
    ↓ Italy (2.5%), Spain (5.5%), Czech Rep. (10.8%)

No answers:                     ↑ Spain (17.0%), Denmark (13.5%), Portugal (12.5%)

Question 5: What is the rescue services' emergency number?

**57.7%: The rescue services' number is: 112**

**40.3%: Respondents indicated a national emergency number**

⇒ **42.3% of Europeans do not know the European emergency number 112.**

⇒ **10.7% do not know either the European or a national rescue number.**

**(Multiple responses were possible)**

By age group:

	<b>18 - 25</b>	<b>26 - 59</b>	<b>60+</b>
<b>112</b>	61,8%	58,4%	53,9%
<b>Nation. emergency number</b>	40,5%	42,0%	39,0%

Country comparison:

Respondants indicated the 112 number :

↑ Finland (97.0%), Portugal (94.5%), Denmark (91.5%)

↓ Austria (7.0%), Serbia (8.5%), Italy (14.5%), Switzerland (18.0%)







Question 8: The victim has a severe bleeding arm wound.  
What do you do?

**29.7%: Lay down the victim on his/her back**

**79,6%: Apply a pressure bandage directly on the wound or stop bleeding....**

**24.5%: All answers\***

⇒ **75.5% do not know how to properly assist a victim who has a severely bleeding wound (none of the answers above).\***

By age group:

	No answer	Both answer
<b>18 - 25</b>	14,6%	25,4%
<b>26 - 59</b>	15,1%	18,2%
<b>60+</b>	24,8%	22,6%

Country comparison:

Lay down the victim...: ↑ France (43.5%), Portugal (36.5), Czech Rep. (35.6%)  
↓ Austria (1.0%), Italy (3.9%), Belgium (14.9%)

Apply a pressure bandage...: ↑ Finland (96.5%), Denmark (96.2%), Czech Rep. (94.6%)  
↓ Portugal (57.7%), Belgium (59.4%), Austria (65.1%)

Both answers: ↑ France (38.4%), Czech Rep. (34.9%), Germany (30.5%)  
↓ Austria (1.0%), Italy (1.3%), Serbia (2.4%)

No answers: ↑ Belgium (38.6%), Croatia (35.5%), Austria (34.9%)

## Practical exercises (Question 9 and 10):

Question 9: The victim is unconscious, but breathing normally.  
Place the victim in the recovery position.

**69.8%: Lay down the victim on the ground and roll the person onto his/her side**

**42.4%: Check and maintain an open airway**

**36,5%: All answers\***

⇒ **63.5% do not know how to perform a recovery position.\***

By age group:

	18 - 25	26 - 59	60+
<b>Lay down the victim on the ground and roll the person onto his/her side</b>	71,7%	67,7%	66,4%
<b>Check and maintain an open airway</b>	49,8%	45,8%	42,0%
<b>All answers</b>	44,9%	35,1%	35,8%

Country comparison:

Lay down the victim on the ground and roll the person onto his/her side:

↑ Croatia (86.8%), Czech Rep. (85.9%), Germany (81.1%)

↓ Spain (39.8%), Portugal (40.4%), Austria (52.6%)

Check and maintain an open airway:

↑ Slovenia (72.1%), Croatia (64.0%), Finland (59.0%)

↓ Italy (17.1%), Serbia (23.4%), Belgium (23.8%)

Both answers:

↑ Croatia (62.9%), Finland (50.0%), Czech Rep. (47.7%)

↓ Italy (7.9%), Serbia (13.2%), Spain (18.4%)

No answers:

↑ Portugal (53.8%), Austria (47.4%), Belgium (40.6%)

Question 10: The victim is not breathing anymore.  
Perform Cardiopulmonary Resuscitation (CPR).

**50.9%: Place the heel of one hand on the centre of the casualty's chest and place ...**

**41.4%: Compress the victim's chest 30 times**

**39.1%: Tilt the head, lift the chin and give two rescue breaths**

**34.1%: Continue until a professional rescuer takes over**

**19.7%: All answers**

⇒ **80.3% are unable to properly perform Cardiopulmonary Resuscitation (CPR).**

By age group:

	All answers	No answer
<b>18 - 25</b>	13,9%	24,7%
<b>26 - 59</b>	17,4%	27,1%
<b>60+</b>	10,5%	34,7%

Country comparison:

Place the heel of ...: ↑ Croatia (72.1%), Slovenia (63.7%), France (62.3%)  
↓ Belgium (27.7%), Switzerland (28.7%), Italy (30.3%)

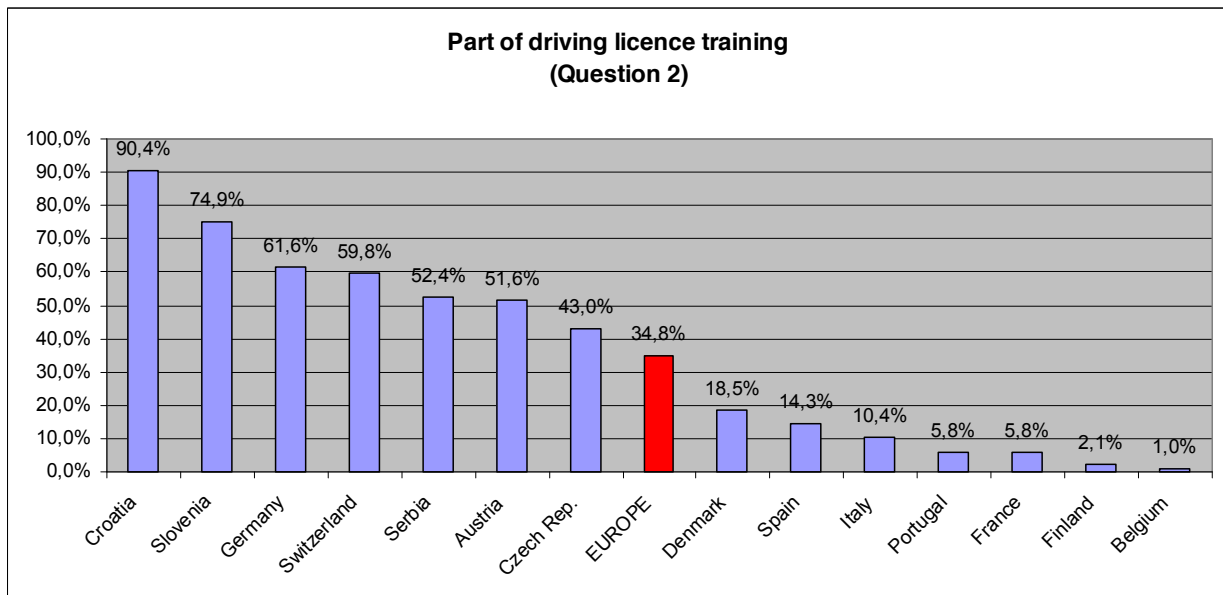
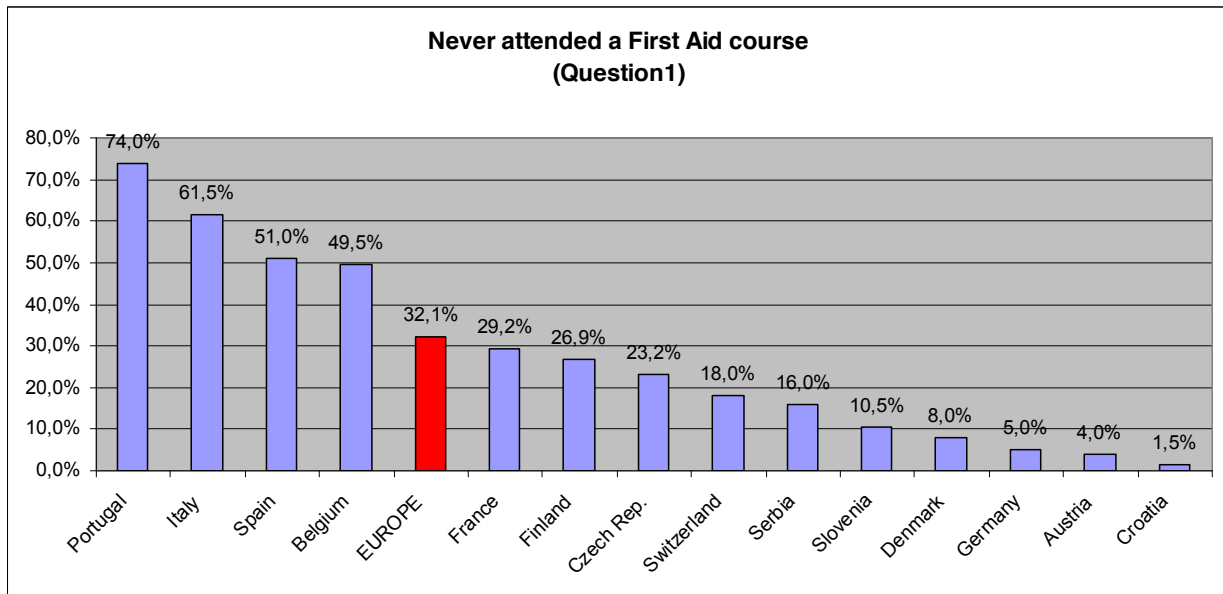
Compress...30 times: ↑ Slovenia (64.2%), Denmark (60.9%), France (52.9%)  
↓ Spain (14.3%), Croatia (18.8%), Serbia (21.6%)

..two rescue breaths: ↑ Denmark (57.6%), Czech Rep. (56.4%), Slovenia (53.6%)  
↓ Spain (16.3%), Austria (18.8%), Italy (21.1%)

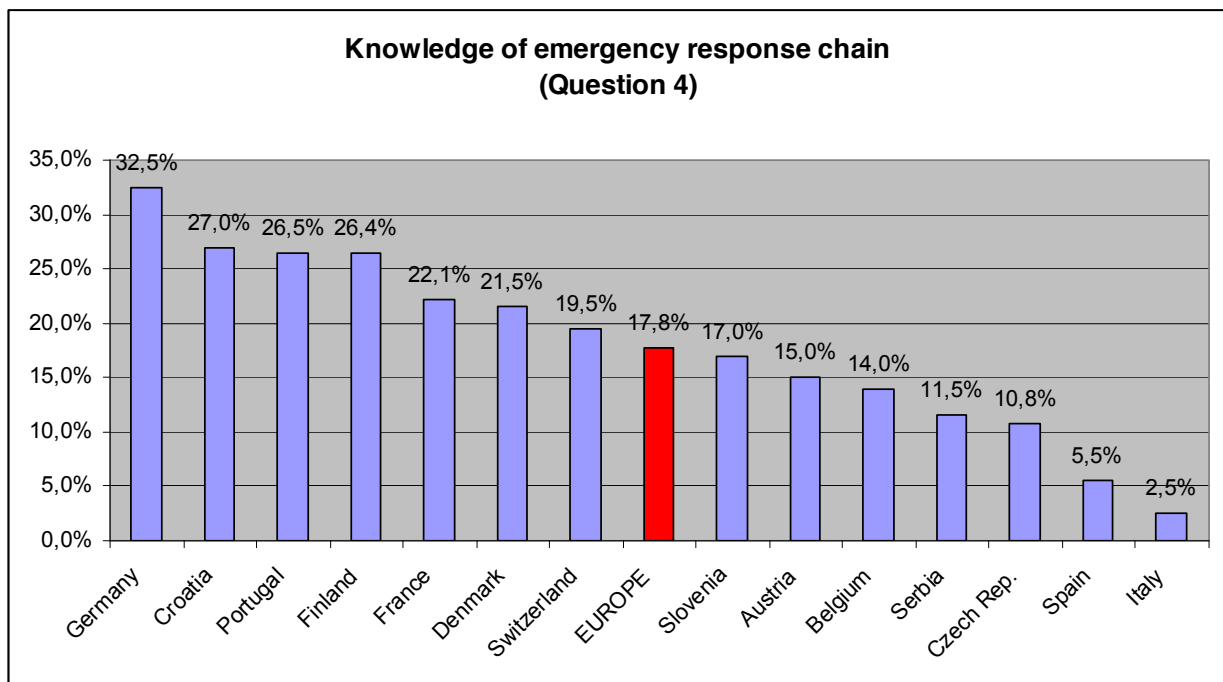
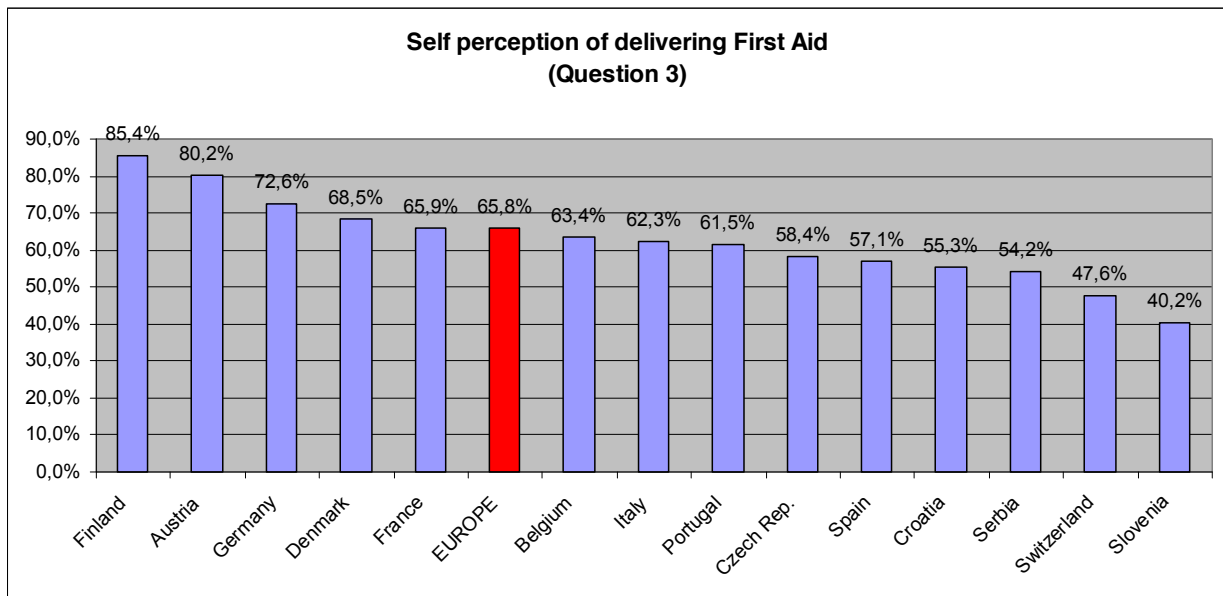
Continue until...: ↑ Czech Rep. (75.8%), Slovenia (60.3%), France (48.6%)  
↓ Spain (10.2%), Serbia (16.8%), Italy (17.1%)

All answers: ↑ Czech Rep. (38.9%), France (31.2%), Finland (30.6%)  
↓ Spain (5.1%), Croatia (7.6%), Serbia (7.8%)

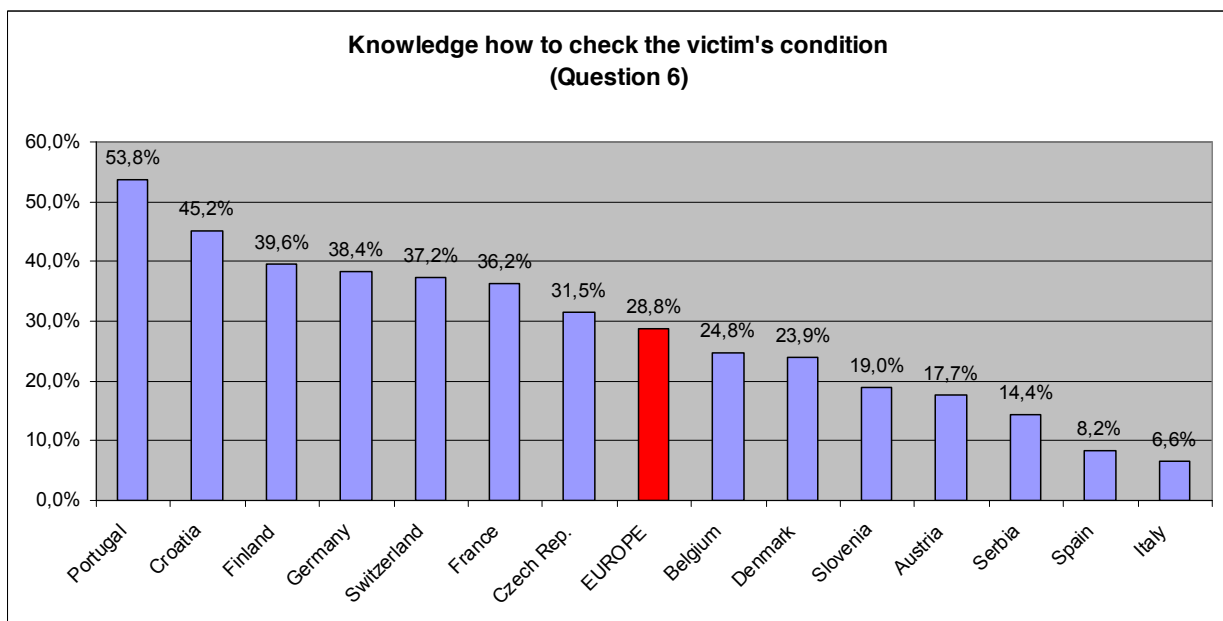
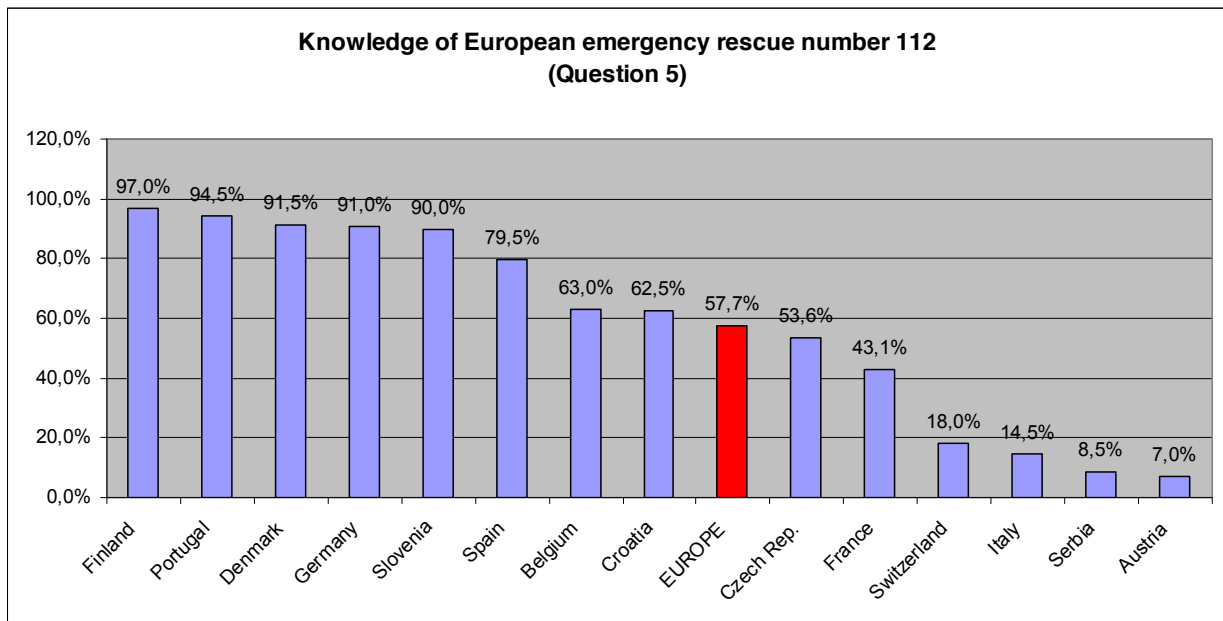
Graphics / Europe:



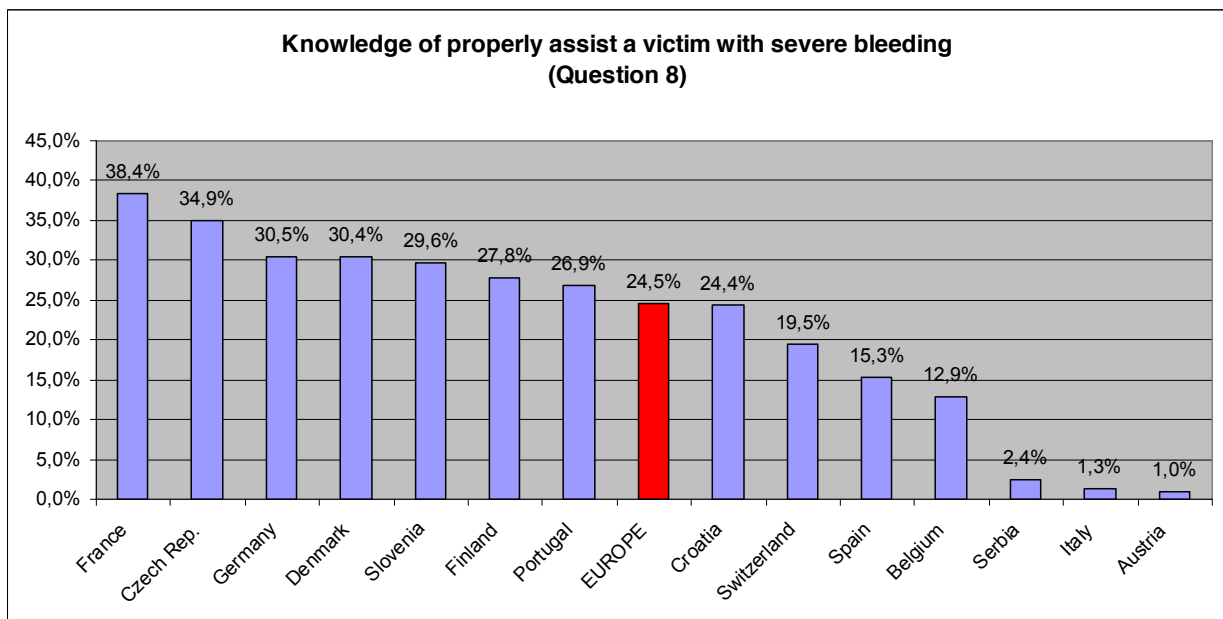
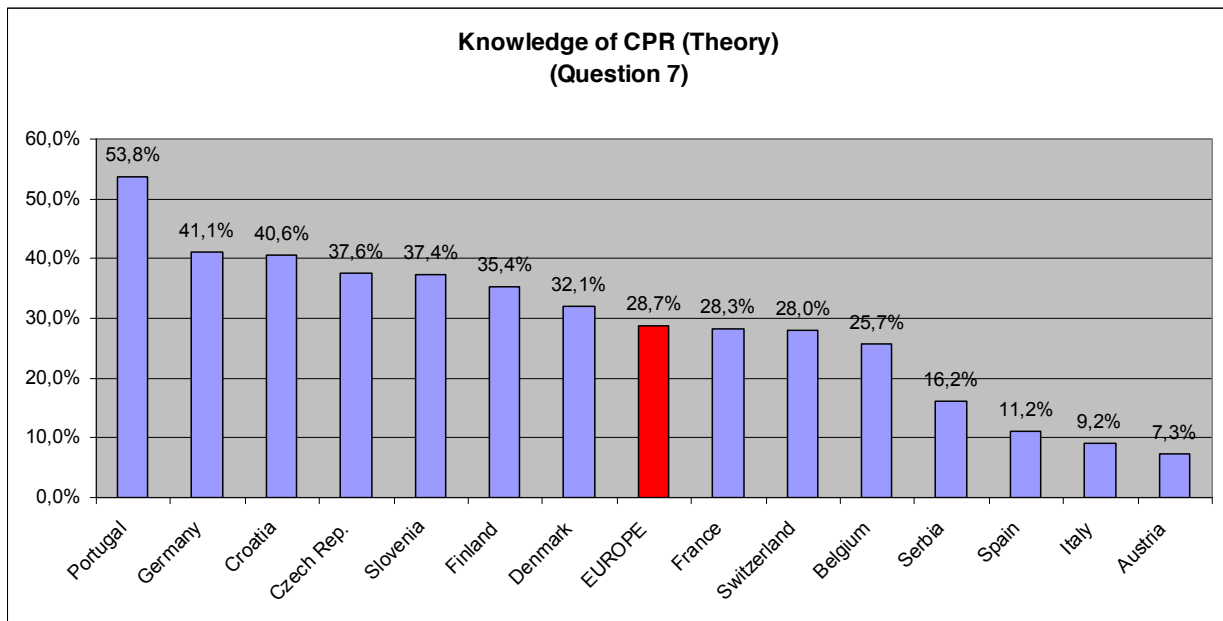
Graphics / Europe:



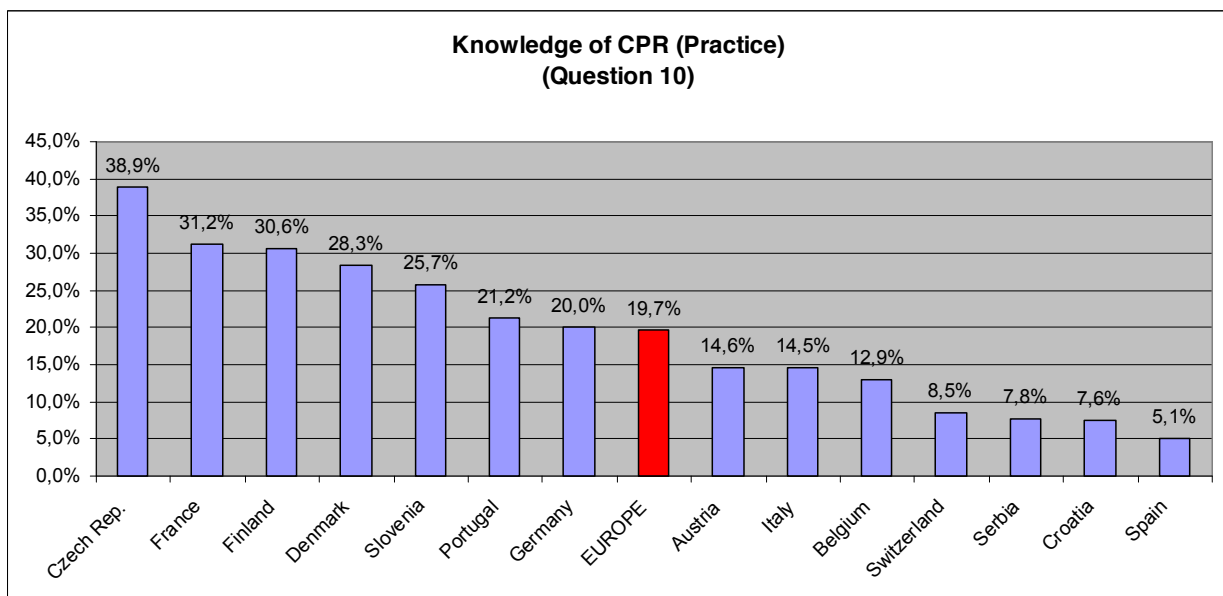
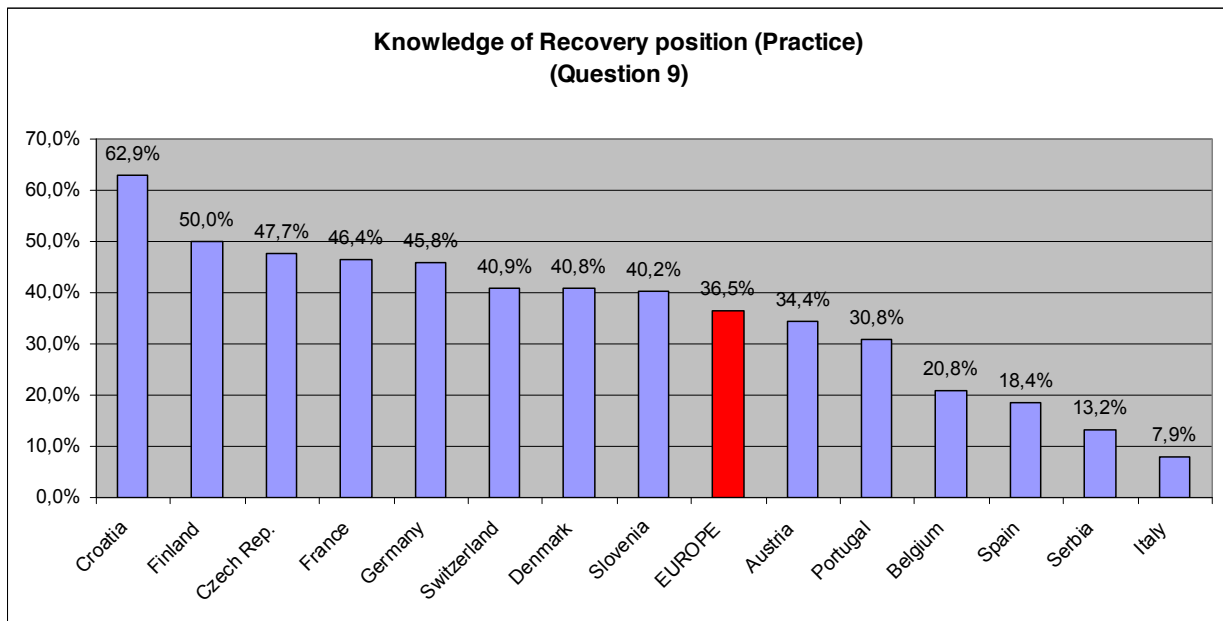
Graphics / Europe:



Graphics / Europe:



Graphics / Europe:





Graphics / Europe:

